

CONNECTION CABLES

FOR ACCELERATION SENSORS



Introduction

In the range of acceleration measurement as for examples within the NVH sector (Noise-Vibration-Harshness), whenever tests have to be executed with regard to noise and vibration characteristics of vehicles (passenger cars and trucks) as well as machines, a safe and trouble-free connection of the applied accelerations sensors and microphones to the used measuring technique is needed.

As one of the worldwide leading cable manufacturers SAB Bröckskes is aware of the challenges in the range of sensor cabling and the applied measuring technique. As a consequence SAB has developed and designed a wide range of sensor and connection cables. Whether for uniaxial or triaxial sensors on IEPE or charge basis – we have the appropriate solution for you in our product range.

Above all the multiple material combinations of our cables that you will find on the following pages offer a response to the challenges in the range of user-friendly cabling:

TPFK

resistant to high temperatures and for narrow spaces

PUR

mechanically robust for sharp-edged and rough environments

Silicone

for highly flexible and smooth applications as well as for narrow bending radii

Besides the known standard cables we also offer the required connector combination so that you are able to connect the used measuring technique without time-consuming adaptation. Under the heading “application range” you will find several examples of measuring technique (for example PAKII by MüllerBBM Vibro Akustik). In case that you do not find your plug-in combination please contact us and we will design your special cable.



In the range of piezoelectric acceleration sensors with charge outlet, special low noise coaxial cables are needed. Here the sensitive measuring chain shall be protected against additional electrostatic load created by cable movement so that only the charge created by the sensor is transferred to the load amplifier. On the next page you will find the overview of our charge cables.

Furthermore, we offer especially for the range of NVH testing benches, for example for a NVH roll testing bench some special solutions as for example our coax cable drum (catalogue page 26) or our multiple coax collection cable (catalogue page 25). As cable manufacturer there are no limits for us so that we collect multiple ideas and the input resulting from field application in order to improve and simplify cabling and thus create a practical cable solution.

**You have got an idea and no one for realization?
Please contact us.**

Our sensor cables are also appropriate vibration measurement in the range of E-mobility (scoop-proof cables in the HV range), control of machines, bridges and wind power plants, crash test applications, turbine technique and many more.

Besides of our excellent cable quality and the multiple special solutions we also offer the following services:

production for small quantities – individual cable lengths – marking with customer’s identification number (material no.) – test samples for final release – assistance on site by our competent sales team or via teams.

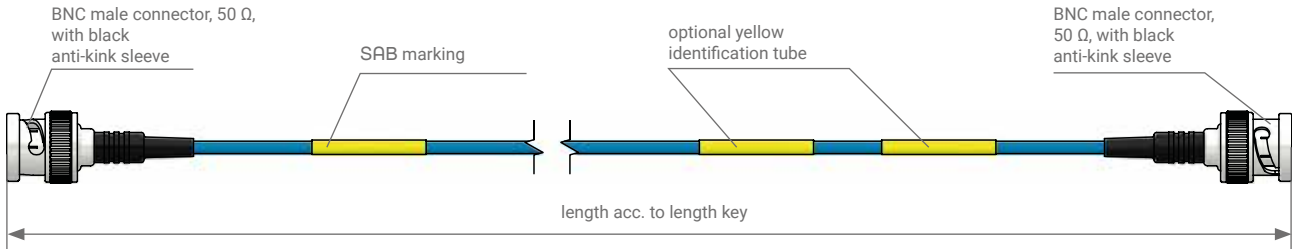
Contents

1	Connection cables for uniaxial piezoelectric acceleration sensors	page
1.1	with load outlet (IEPE)	
1.1.1	Low noise coax cable with BNC male connectors on both sides	4
1.1.2	Low noise coax cable with BNC male and female connector	5
1.1.3	Low noise coax cable at both sides with Microdot 10-32 male connectors	6
1.1.4	Low noise coax cable with Microdot male connector 10-32 and BNC male connector	7
1.1.5	Low noise coax cable with Microdot male connector 10-32 and Lemo coax male connector 00	8
1.2	with charge outlet (Charge)	
1.2.1	Sensor charge cable with Microdot male connector 10-32 at both sides	9
1.2.2	Sensor charge cable with Microdot male connector 10-32 and BNC male connector	10
2	Connection cables for triaxial piezoelectric acceleration sensors	page
2.1	with charge outlet (IEPE)	
2.1.1	Connection cable female connector 4-pole ¼- 28 and 3x BNC male connectors	11
2.1.2	Connection cable female connector 4-pole ¼- 28 and 3x Microdot male connector 10-32	12
2.1.3	Extension cable female connector 4-pole ¼- 28 and male connector 4-pin ¼- 28	13
2.1.4	Connection cable female connector 4-pole ¼- 28 and Lemo male connector, 9-pin B coded	14
2.1.5	Connection cable female connector 4-pole ¼- 28 and 3x Lemo coax male connector 00	15
2.1.6	Connection cable mini female connector 4-pole 8-36 and 3x BNC male connector	16
2.1.7	Connection cable mini female connector 4-pole 8-36 and 3x Microdot male connector 10-32	17
2.1.8	Connection cable mini female connector 4-pole 8-36 and Lemo male connector 9-pin, B coded	18
2.1.9	HV connection cable female connector 4-pin ¼ - 28 and Lemo Redel connector	19
2.2	with charge outlet (Charge)	
2.2.1	Connection cable 4-pole ¼-28 female connector and Lemo male connector 9-pin, B coded	20
2.2.2	Connection cable Lemo male connector 9-pin, B coded and 3x Microdot male connector 10-32	21
2.2.3	Connection cable 4-pole ¼ 28 female connector and 3x Microdot male connector 10-32	22
3	Adaptation cable, collection cable and connection adapter	page
3.1	Adapter cable 4-pole 8-36 mini female connector and 4-pin ¼ 28 male connector	23
3.2	Adapter cable Lemo male connector 9-pin and 3x BNC female connector	24
3.3	8-fold coax collection cable 8x BNC male connector and 8x BNC female connector	25
3.4	Coax cable drum with 8x BNC installation socket and a wound up 8-fold collection cable with 8xBNC male connector	26
3.5	BNC/ Microdot adapter	27
4	Connection cables for further sensors e.g. pressure sensors, strain gauges, indexing etc.	page
4.1	Connection cable with Lemo male connector 6-pin + moulded M12 female connector 4-pole (e.g. pressure sensors)	28
4.2	Connection cable with SUB-D male connector and stripped ends (for strain gauges)	29
4.3	Extension cable with Triax male and female connector on both sides (engine indexing)	30
4.4	Patch cable CAT6A with RJ 45 male connectors on both sides	31

1.1.1 Connection cables for uniaxial acceleration sensors

Low noise coax cable

with BNC male connector on both sides



TPFK

Application range

For example for the connection of an uniaxial acceleration sensor (IEPE)



PUR

Connector

side 1: BNC male connector
side 2: BNC male connector



Silicone

Cable data

	TPFK	PUR	Silicone
construction:	1 x 0,20 mm Ø	1 x 0,20 mm Ø	1 x 0,20 mm Ø
insulation:	TPFK	TPFK	TPFK
outer sheath:	TPFK	PUR	Silicone
sheath colour:	blue	black	turquoise
outer diameter:	approx. 1,7 mm	approx. 2,1 mm	approx. 2,2 mm
operating voltage:	max. 375 V	max. 350 V	max. 350 V
temperature range:	-55°C / +250°C	-40°C / +90°C (+125°C 2500h)	-25°C / +180°C
special characteristics:	resistant to high temperatures ✓	mechanically more robust ✓	highest flexibility ✓

Configuration examples

item no.	sheath material	length „L“ [mm]
S3011-3030-00100	TPFK	1000
S3012-3030-00100	PUR	1000
S3013-3030-00100	Silicone	1000

Further service aspects



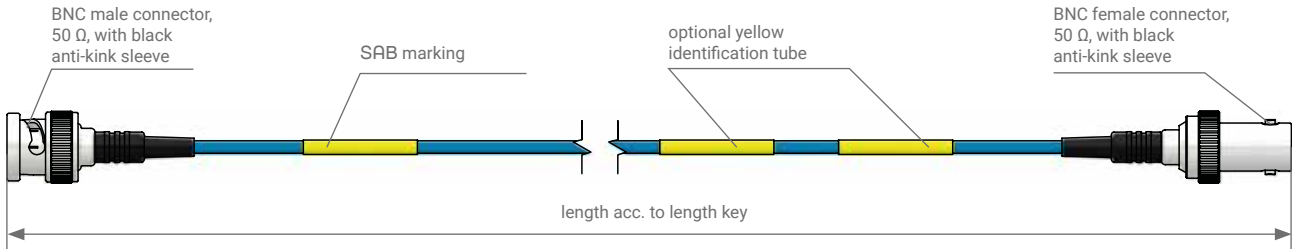
Individual marking by shrinkable sleeve as for example material number or barcode

SAB identification:
item number, batch number

1.1.2 Connection cables for uniaxial acceleration sensors

Low noise coax cable

with BNC male and female connector



TPFK

Application range

For example for the connection of an uniaxial acceleration sensor (IEPE)



PUR

Connector

side 1: BNC male connector
side 2: BNC female connector



Silicone

Cable data

	TPFK	PUR	Silicone
construction:	1 x 0,20 mm Ø	1 x 0,20 mm Ø	1 x 0,20 mm Ø
insulation:	TPFK	TPFK	TPFK
outer sheath:	TPFK	PUR	Silicone
sheath colour:	blue	black	turquoise
outer diameter:	approx. 1,7 mm	approx. 2,1 mm	approx. 2,1 mm
operating voltage:	max. 375 V	max. 350 V	max. 350 V
temperature range:	-55°C / +250°C	-40°C / +90°C (+125°C 2500h)	-25°C / +180°C
special characteristics:	resistant to high temperatures ✓	mechanically more robust ✓	highest flexibility ✓

Configuration examples

item no.	sheath material	length „L“ [mm]
S3011-3031-00100	TPFK	1000
S3012-3031-00100	PUR	1000
S3013-3031-00100	Silicone	1000

Further service aspects



Individual marking by shrinkable sleeve as for example material number or barcode

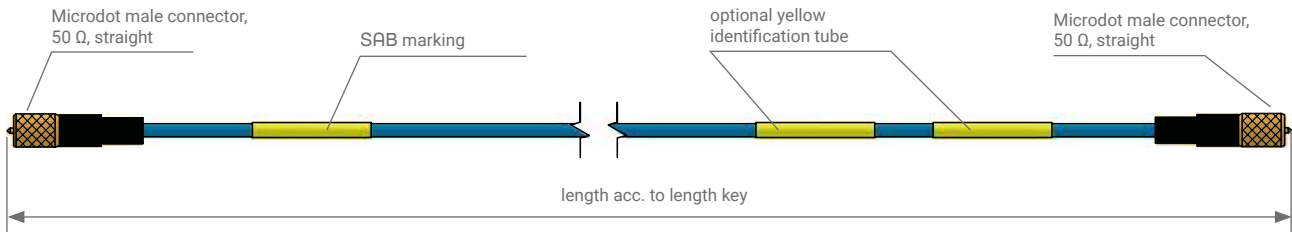
SAB identification:
item number, batch number

1.1.3 Connection cables for uniaxial acceleration sensors

Low noise coax cable

at both sides with Microdot 10-32 male connectors

also possible with Microdot female connector.



TPFK

Application range

For example for the connection of an uniaxial acceleration sensor (IEPE)



PUR

Connector

side 1: Microdot male connector 10-32 UNF
side 2: Microdot male connector 10-32 UNF



Silicone

Cable data

	TPFK	PUR	Silicone
construction:	1 x 0,20 mm Ø	1 x 0,20 mm Ø	1 x 0,20 mm Ø
insulation:	TPFK	TPFK	TPFK
outer sheath:	TPFK	PUR	Silicone
sheath colour:	blue	black	turquoise
outer diameter:	approx. 1,7 mm	approx. 2,1 mm	approx. 2,1 mm
operating voltage:	max. 375 V	max. 350 V	max. 350 V
temperature range:	-55°C / +250°C	-40°C / +90°C (+125°C 2500h)	-25°C / +180°C
special characteristics:	resistant to high temperatures ✓	mechanically more robust ✓	highest flexibility ✓

Configuration examples

item no.	sheath material	length „L“ [mm]
S3011-3232-00100	TPFK	1000
S3012-3232-00100	PUR	1000
S3013-3232-00100	Silicone	1000

Further service aspects



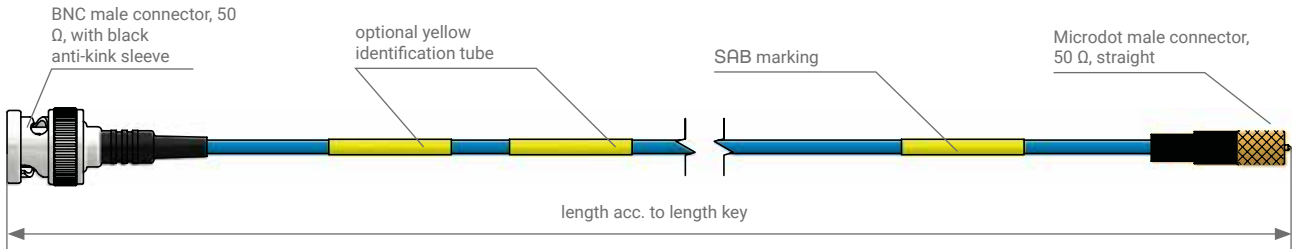
Individual marking by shrinkable sleeve as for example material number or barcode

SAB identification:
item number, batch number

1.1.4 Connection cables for uniaxial acceleration sensors

Low noise coax cable

with Microdot male connector 10-32 and BNC male connector



TPFK

Application range

For example for the connection of an uniaxial acceleration sensor (IEPE)



PUR

Connector

side 1: BNC male connector
side 2: Microdot male connector 10-32 UNF



Silicone

Cable data

	TPFK	PUR	Silicone
construction:	1 x 0,20 mm Ø	1 x 0,20 mm Ø	1 x 0,20 mm Ø
insulation:	TPFK	TPFK	TPFK
outer sheath:	TPFK	PUR	Silicone
sheath colour:	blue	black	turquoise
outer diameter:	approx. 1,7 mm	approx. 2,1 mm	approx. 2,1 mm
operating voltage:	max. 375 V	max. 350 V	max. 350 V
temperature range:	-55°C / +250°C	-40°C / +90°C (+125°C 2500h)	-25°C / +180°C
special characteristics:	resistant to high temperatures ✓	mechanically more robust ✓	highest flexibility ✓

Configuration examples

item no.	sheath material	length „L“ [mm]
S3011-3032-00100	TPFK	1000
S3012-3032-00100	PUR	1000
S3013-3032-00100	Silicone	1000

Further service aspects



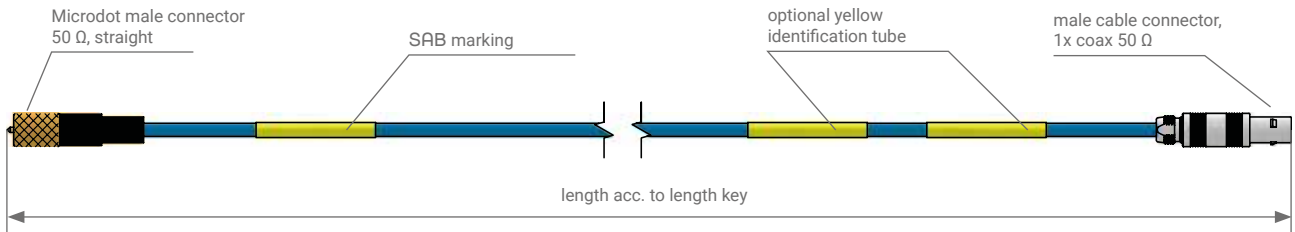
Individual marking by shrinkable sleeve as for example material number or barcode

SAB identification:
item number, batch number

1.1.5 Connection cables for uniaxial acceleration sensors

Low noise coax cable

with Microdot male connector 10-32 and Lemo coax male connector 00



TPFK

Application range

Sensor cable for uniaxial acceleration sensor (IEPE) and connection at e.g. Siemens LMS SCADAS measuring technique



PUR

Connector

side 1: Microdot male connector 10-32 UNF
side 2: Lemo coax male connector A coded



Silicone

Cable data

	TPFK	PUR	Silicone
construction:	1 x 0,20 mm Ø	1 x 0,20 mm Ø	1 x 0,20 mm Ø
insulation:	TPFK	TPFK	TPFK
outer sheath:	TPFK	PUR	Silicone
sheath colour:	blue	black	turquoise
outer diameter:	approx. 1,7 mm	approx. 2,1 mm	approx. 2,1 mm
operating voltage:	max. 375 V	max. 350 V	max. 350 V
temperature range:	-55°C / +250°C	-40°C / +90°C (+125°C 2500h)	-25°C / +180°C
special characteristics:	resistant to high temperatures ✓	mechanically more robust ✓	highest flexibility ✓

Configuration examples

item no.	sheath material	length „L“ [mm]
S3011-3242-00100	TPFK	1000
S3012-3242-00100	PUR	1000
S3013-3242-00100	Silicone	1000

Further service aspects



Individual marking by shrinkable sleeve as for example material number or barcode

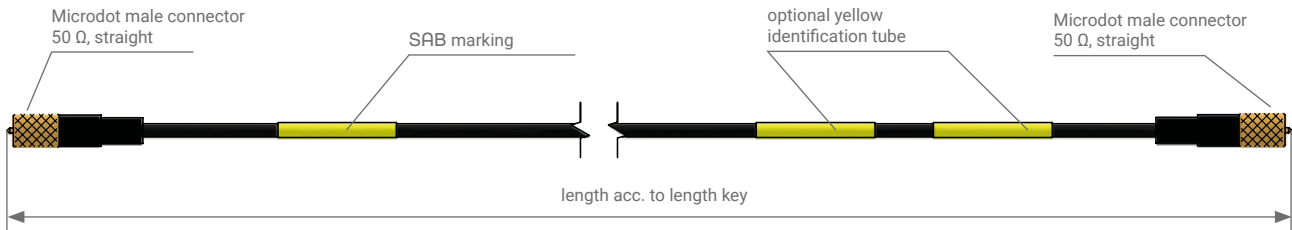
SAB identification:
item number, batch number

1.2.1 Connection cables for uniaxial acceleration sensors

Sensor charge cable

with Microdot male connector 10-32 at both sides

also possible with Microdot female connector.



Application range

For the connection of an uniaxial acceleration sensor with charge outlet

Connector

side 1: Microdot male connector 10-32 UNF
side 2: Microdot male connector 10-32 UNF

Further service aspects



Individual marking by shrinkable sleeve as for example material number or barcode

Cable data

construction: 1 x 0,20 mm Ø

insulation: TPFK

outer sheath: TPFK

sheath colour: black

outer diameter: approx. 1,7 mm

operating voltage: max. 375 V

temperature range: -55°C / +250°C

special characteristics: chargeable ✓
resistant to high temperatures ✓

Configuration example

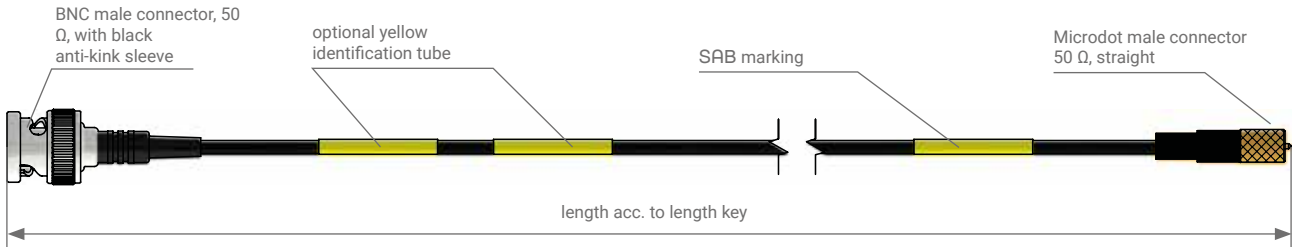
item no.	sheath material	length „L“ [mm]
S3021-3232-00100	TPFK	1000

SAB identification:
item number, batch number

1.2.2 Connection cables for uniaxial acceleration sensors

Sensor charge cable

with Microdot male connector 10-32 and BNC male connector



Application range

For the connection of an uniaxial acceleration sensor with charge outlet

Connector

side 1: BNC male connector

side 2: Microdot male connector 10-32 UNF

Further service aspects



Individual marking by shrinkable sleeve as for example material number or barcode

Cable data

construction: 1 x 0,20 mm Ø

insulation: TPFK

outer sheath: TPFK

sheath colour: black

outer diameter: approx. 1,7 mm

operating voltage: max. 375 V

temperature range: -55°C / +250°C

special characteristics: chargeable ✓
resistant to high temperatures ✓

Configuration example

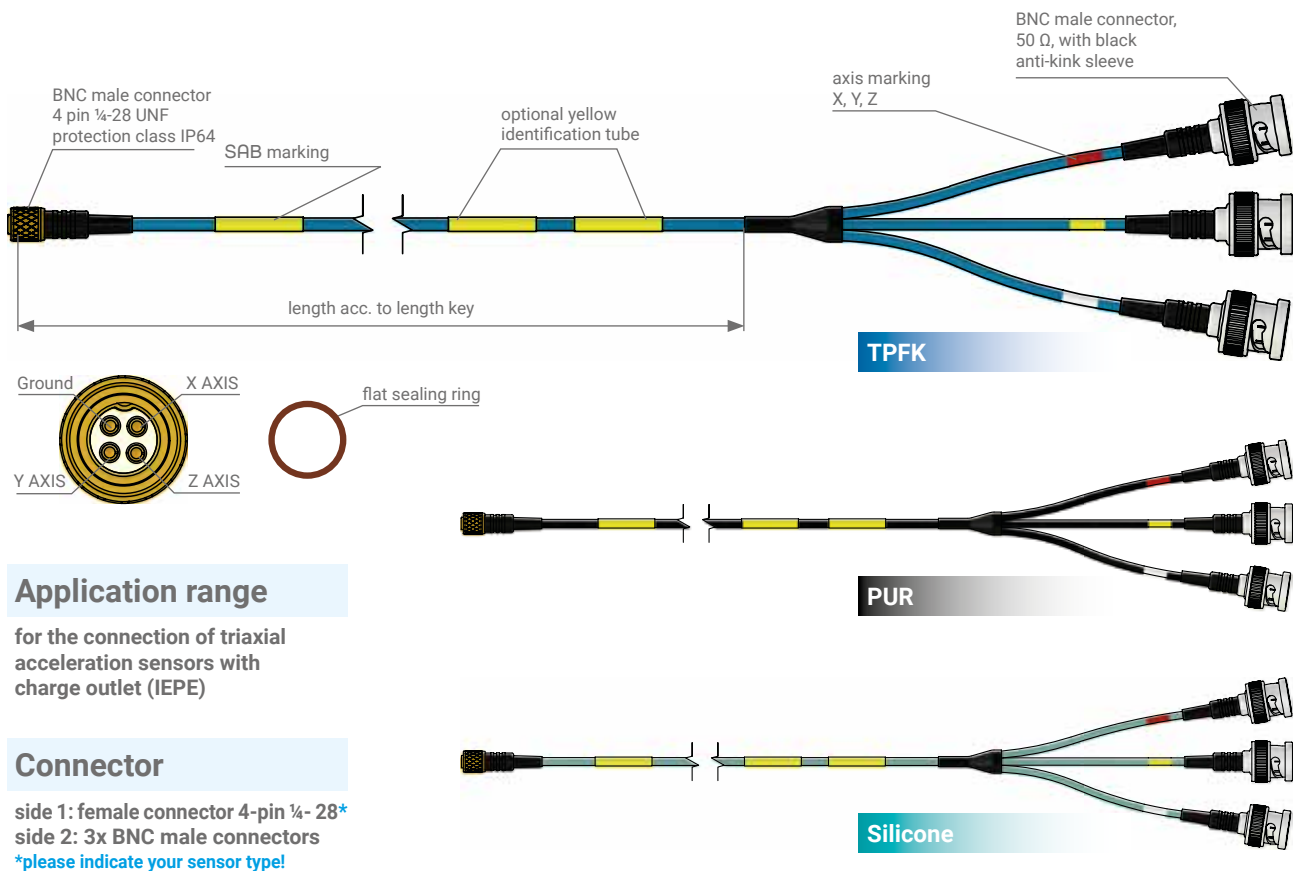
item no.	sheath material	length „L“ [mm]
S3021-3032-00100	TPFK	1000

SAB identification:
item number, batch number

2.1.1 Connection cables for triaxial acceleration sensors

Connection cable

female connector 4-pole ¼- 28 and 3x BNC male connectors



Application range

for the connection of triaxial acceleration sensors with charge outlet (IEPE)

Connector

side 1: female connector 4-pin ¼- 28*
side 2: 3x BNC male connectors
*please indicate your sensor type!

Cable data

	TPFK	PUR	Silicone
construction:	4 x AWG 34	4 x AWG 34	4 x AWG 30
insulation:	TPFK	TPFK	TPFK
outer sheath:	TPFK	PUR	Silicone
sheath colour:	blue	black	turquoise
outer diameter:	approx. 2,1 mm	approx. 2,5 mm	approx. 2,7 mm
operating voltage:	max. 150 V	max. 150 V	max. 150 V
temperature range:	-55°C / +250°C	-40°C / +90°C (+125°C 2500h)	-25°C / +180°C
special characteristics:	resistant to high temperatures ✓	mechanically more robust ✓	highest flexibility ✓

Configuration examples

item no.	sheath material	length „L“ [mm]
S3031-1030-00600	TPFK	6000
S3032-1030-00600	PUR	6000
S3033-1030-00600	Silicone	6000

SAB identification:
item number, batch number

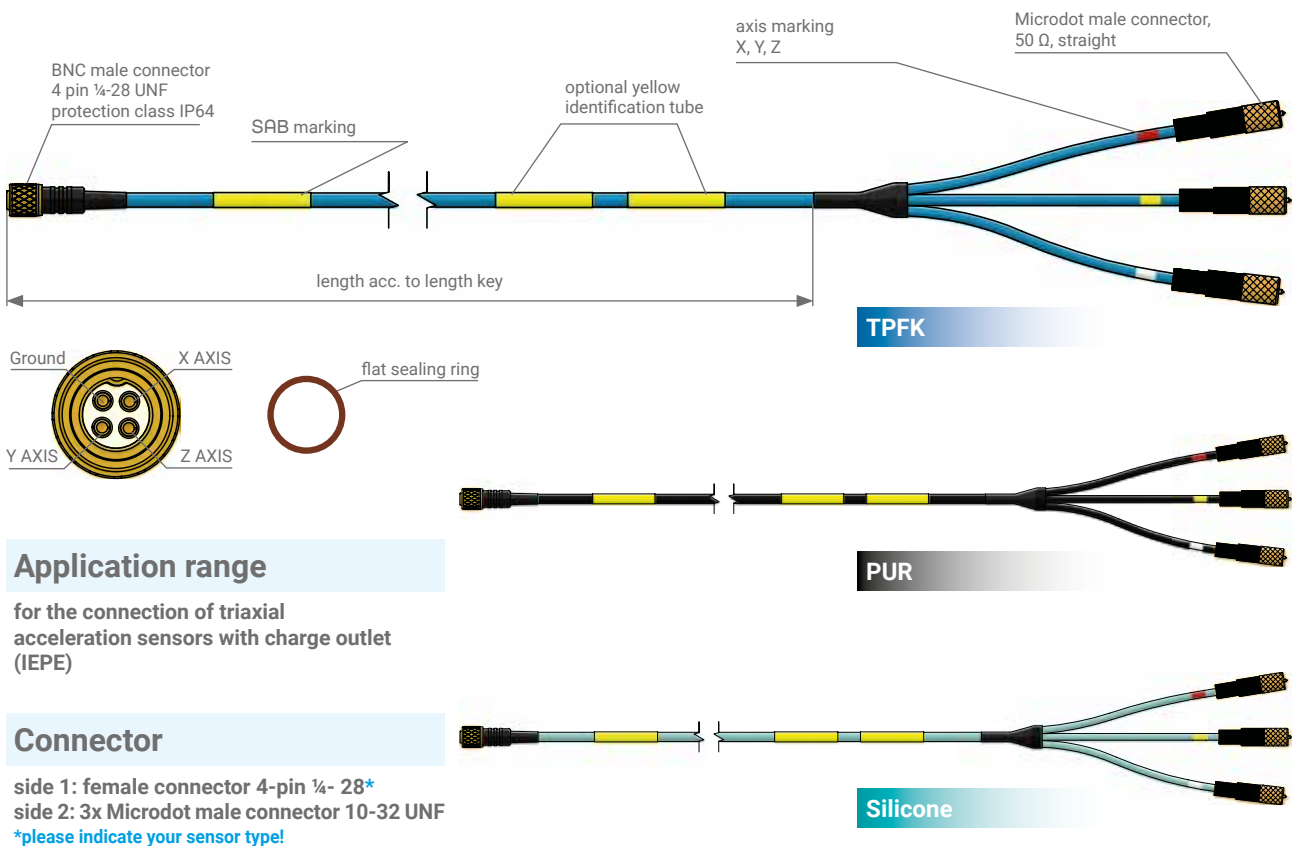
Further service aspects

Individual marking by shrinkable sleeve as for example material number or barcode

2.1.2 Connection cables for triaxial acceleration sensors

Connection cable

female connector 4-pole ¼- 28 and 3x Microdot male connector 10-32



Application range

for the connection of triaxial acceleration sensors with charge outlet (IEPE)

Connector

side 1: female connector 4-pin ¼- 28*
side 2: 3x Microdot male connector 10-32 UNF
*please indicate your sensor type!

Cable data

	TPFK	PUR	Silicone
construction:	4 x AWG 34	4 x AWG 34	4 x AWG 30
insulation:	TPFK	TPFK	TPFK
outer sheath:	TPFK	PUR	Silicone
sheath colour:	blue	black	turquoise
outer diameter:	approx. 2,1 mm	approx. 2,5 mm	approx. 2,7 mm
operating voltage:	max. 150 V	max. 150 V	max. 150 V
temperature range:	-55°C / +250°C	-40°C / +90°C (+125°C 2500h)	-25°C / +180°C
special characteristics:	resistant to high temperatures ✓	mechanically more robust ✓	highest flexibility ✓

Configuration examples

item no.	sheath material	length „L“ [mm]
S3031-1032-00100	TPFK	6000
S3032-1032-00100	PUR	6000
S3033-1032-00100	Silicone	6000

SAB identification:
item number, batch number

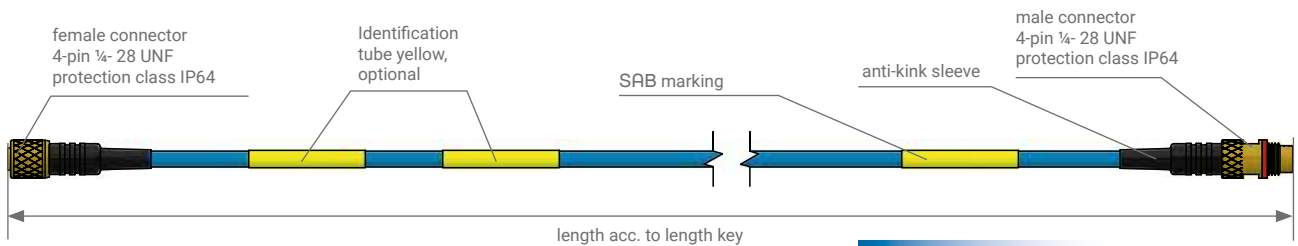
Further service aspects

Individual marking by shrinkable sleeve as for example material number or barcode

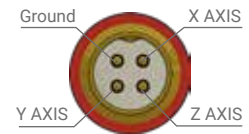
2.1.3 Connection cables for triaxial acceleration sensors

Extension cable

female connector 4-pin ¼- 28 UNF and male connector 4-pin ¼- 28



TPFK



PUR

Application range

for the extension of a triaxial acceleration sensor cable with ¼-28 UNF female connector

Connector

side 1: female connector 4-pin ¼- 28*
side 2: male connector 4-pin ¼-28 UNF
*please indicate your sensor type!



Silicone

Cable data

	TPFK	PUR	Silicone
construction:	4 x AWG 34	4 x AWG 34	4 x AWG 30
insulation:	TPFK	TPFK	TPFK
outer sheath:	TPFK	PUR	Silicone
sheath colour:	blue	black	turquoise
outer diameter:	approx. 2,1 mm	approx. 2,5 mm	approx. 2,7 mm
operating voltage:	max. 150 V	max. 150 V	max. 150 V
temperature range:	-55°C / +250°C	-40°C / +90°C (+125°C 2500h)	-25°C / +180°C
special characteristics:	resistant to high temperatures ✓	mechanically more robust ✓	highest flexibility ✓

Configuration examples

item no.	sheath material	length „L“ [mm]
S3031-1011-00100	TPFK	3000
S3032-1011-00100	PUR	3000
S3033-1011-00100	Silicone	3000

SAB identification:
item number, batch number

Further service aspects

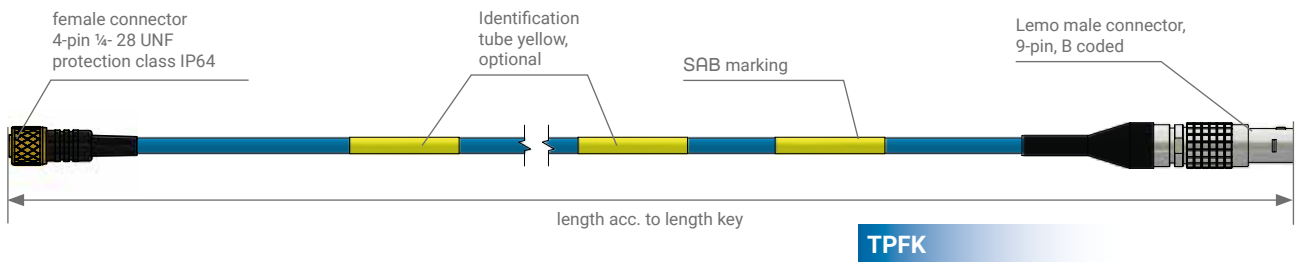


Individual marking by shrinkable sleeve as for example material number or barcode

2.1.4 Connection cables for triaxial acceleration sensors

Connection cable

female connector 4-pole ¼- 28 UNF and Lemo male connector, 9-pin B coded



Application range

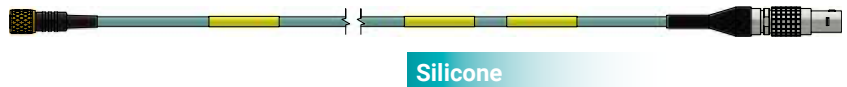
sensor cable for triaxial acceleration sensors with charge outlet (IEPE) and connection to e.g. Müller BBM PAK measuring technique



Connector

side 1: female connector 4-pin ¼- 28 UNF*
side 2: Lemo male connector 9-pin, B coded

*please indicate your sensor type!



Cable data

	TPFK	PUR	Silicone
construction:	4 x AWG 34	4 x AWG 34	4 x AWG 30
insulation:	TPFK	TPFK	TPFK
outer sheath:	TPFK	PUR	Silicone
sheath colour:	blue	black	turquoise
outer diameter:	approx. 2,1 mm	approx. 2,5 mm	approx. 2,7 mm
operating voltage:	max. 150 V	max. 150 V	max. 150 V
temperature range:	-55°C / +250°C	-40°C / +90°C (+125°C 2500h)	-25°C / +180°C
special characteristics:	resistant to high temperatures ✓	mechanically more robust ✓	highest flexibility ✓

Configuration examples

item no.	sheath material	length „L“ [mm]
S3031-1040-00600	TPFK	6000
S3032-1040-00600	PUR	6000
S3033-1040-00600	Silicone	6000

SAB identification:
item number, batch number

Further service aspects

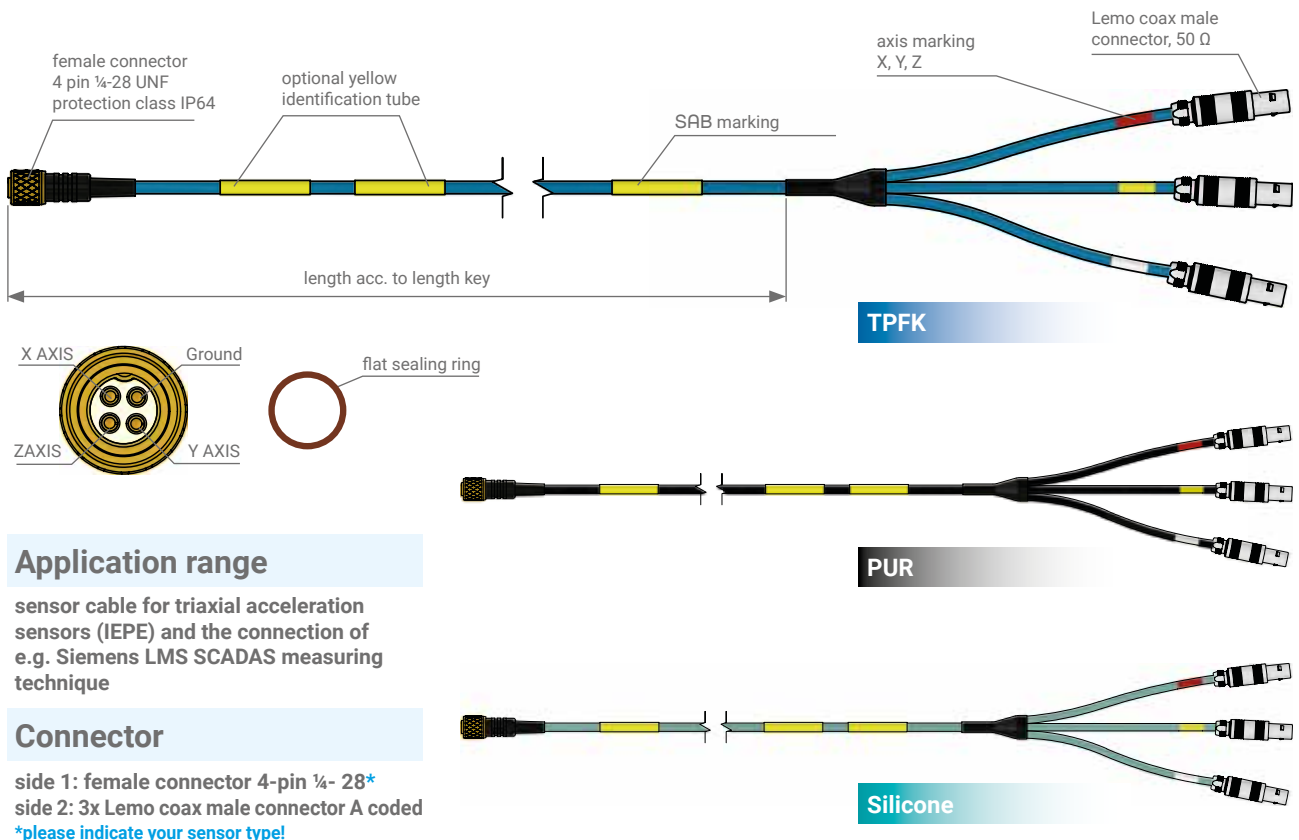


Individual marking by shrinkable sleeve as for example material number or barcode

2.1.5 Connection cables for triaxial acceleration sensors

Connection cable

female connector 4-pole ¼- 28 and 3x Lemo coax male connector 00



Application range

sensor cable for triaxial acceleration sensors (IEPE) and the connection of e.g. Siemens LMS SCADAS measuring technique

Connector

side 1: female connector 4-pin ¼- 28*
side 2: 3x Lemo coax male connector A coded
*please indicate your sensor type!

Cable data

	TPFK	PUR	Silicone
construction:	4 x AWG 34	4 x AWG 34	4 x AWG 30
insulation:	TPFK	TPFK	TPFK
outer sheath:	TPFK	PUR	Silicone
sheath colour:	blue	black	turquoise
outer diameter:	approx. 2,1 mm	approx. 2,5 mm	approx. 2,7 mm
operating voltage:	max. 150 V	max. 150 V	max. 150 V
temperature range:	-55°C / +250°C	-40°C / +90°C (+125°C 2500h)	-25°C / +180°C
special characteristics:	resistant to high temperatures ✓	mechanically more robust ✓	highest flexibility ✓

Configuration examples

item no.	sheath material	length „L“ [mm]
S3031-1042-00600	TPFK	6000
S3032-1042-00600	PUR	6000
S3033-1042-00600	Silicone	6000

SAB identification:
item number, batch number

Further service aspects

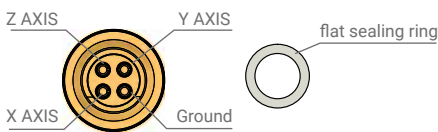
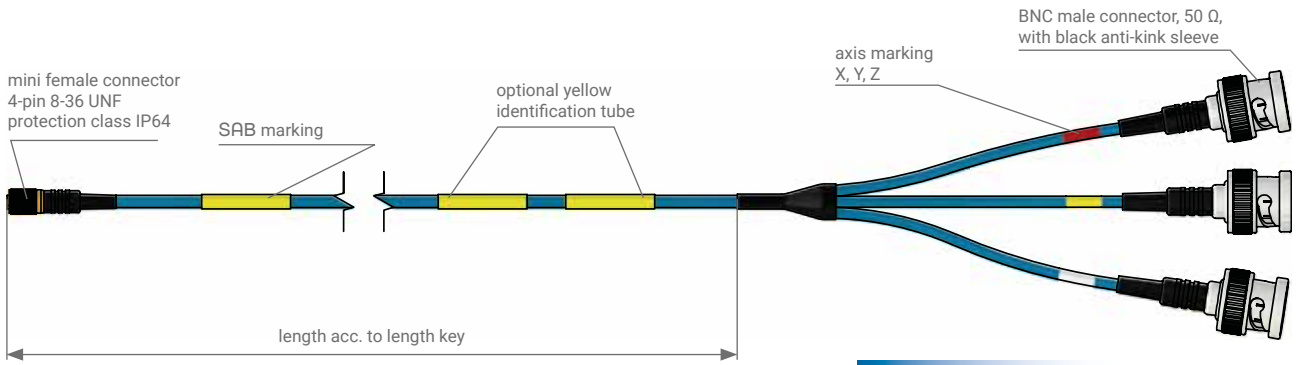


Individual marking by shrinkable sleeve as for example material number or barcode

2.1.6 Connection cables for triaxial acceleration sensors

Connection cable

mini female connector 4-pole 8-36 and 3x BNC male connector



TPFK

Application range

sensor cable for triaxial acceleration sensors (IEPE) and 8-36 UNF connection

PUR

Connector

side 1: mini female connector 4-pin 8-36 UNF*
side 2: 3x BNC male connector

* also available for Kistler + Dytran with M4,5 x 0,5

Silicone

Cable data

	TPFK	PUR	Silicone
construction:	4 x AWG 34	4 x AWG 34	4 x AWG 30
insulation:	TPFK	TPFK	TPFK
outer sheath:	TPFK	PUR	Silicone
sheath colour:	blue	black	turquoise
outer diameter:	approx. 2,1 mm	approx. 2,5 mm	approx. 2,7 mm
operating voltage:	max. 150 V	max. 150 V	max. 150 V
temperature range:	-55°C / +250°C	-40°C / +90°C (+125°C 2500h)	-25°C / +180°C
special characteristics:	resistant to high temperatures ✓	mechanically more robust ✓	highest flexibility ✓

Configuration examples

item no.	sheath material	length „L“ [mm]
S3031-2030-00600	TPFK	6000
S3032-2030-00600	PUR	6000
S3033-2030-00600	Silicone	6000

Further service aspects



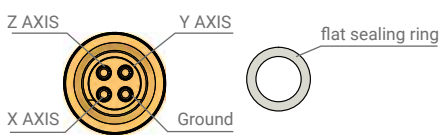
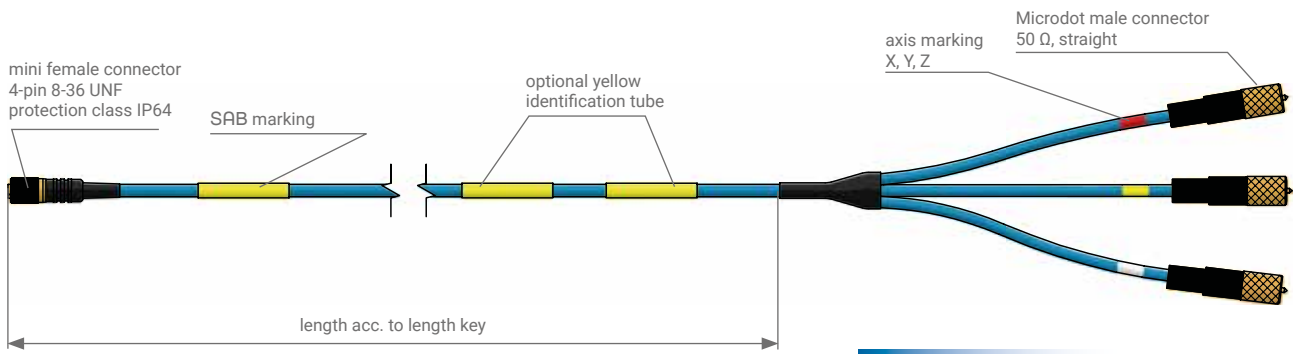
Individual marking by shrinkable sleeve as for example material number or barcode

SAB identification:
item number, batch number

2.1.7 Connection cables for triaxial acceleration sensors

Connection cable

mini female connector 4-pole 8-36 and 3x Microdot male connector 10-32



TPFK

Application range

sensor cable for triaxial acceleration sensors (IEPE) and 8-36 UNF connection

PUR

Connector

side 1: mini female connector 4-pin 8-36 UNF*
side 2: 3x Microdot male connector 10-32 UNF
* also available for Kistler + Dytran with M4,5 x 0,5

Silicone

Cable data

	TPFK	PUR	Silicone
construction:	4 x AWG 34	4 x AWG 34	4 x AWG 30
insulation:	TPFK	TPFK	TPFK
outer sheath:	TPFK	PUR	Silicone
sheath colour:	blue	black	turquoise
outer diameter:	approx. 2,1 mm	approx. 2,5 mm	approx. 2,7 mm
operating voltage:	max. 150 V	max. 150 V	max. 150 V
temperature range:	-55°C / +250°C	-40°C / +90°C (+125°C 2500h)	-25°C / +180°C
special characteristics:	resistant to high temperatures ✓	mechanically more robust ✓	highest flexibility ✓

Configuration examples

item no.	sheath material	length „L“ [mm]
S3031-2032-00600	TPFK	6000
S3032-2032-00600	PUR	6000
S3033-2032-00600	Silicone	6000

Further service aspects



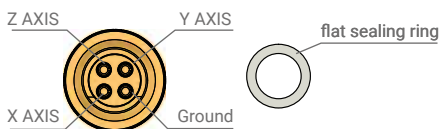
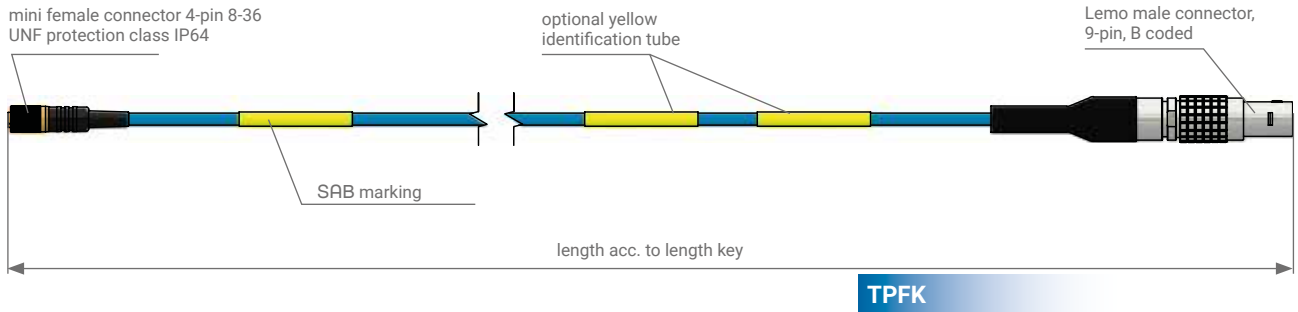
Individual marking by shrinkable sleeve as for example material number or barcode

SAB identification:
item number, batch number

2.1.8 Connection cables for triaxial acceleration sensors

Connection cable

mini female connector 4-pole 8-36 and Lemo male connector 9-pin, B coded



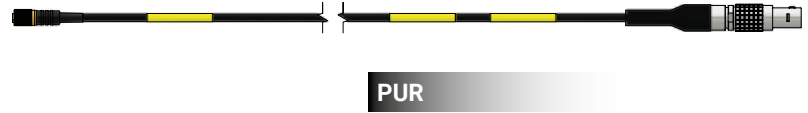
Application range

sensor connection cable for triaxial acceleration sensors (IEPE) and connection for e.g. MüllerBBM PAK measuring technique

Connector

side 1: mini female connector 4-pin 8-36 UNF*
side 2: Lemo male connector 9-pin, B coded

* also available for Kistler + Dytran with M4,5 x 0,5



Cable data

	TPFK	PUR	Silicone
construction:	4 x AWG 34	4 x AWG 34	4 x AWG 30
insulation:	TPFK	TPFK	TPFK
outer sheath:	TPFK	PUR	Silicone
sheath colour:	blue	black	turquoise
outer diameter:	approx. 2,1 mm	approx. 2,5 mm	approx. 2,7 mm
operating voltage:	max. 150 V	max. 150 V	max. 150 V
temperature range:	-55°C / +250°C	-40°C / +90°C (+125°C 2500h)	-25°C / +180°C
special characteristics:	resistant to high temperatures ✓	mechanically more robust ✓	highest flexibility ✓

Configuration examples

item no.	sheath material	length „L“ [mm]
S3031-2040-00600	TPFK	6000
S3032-2040-00600	PUR	6000
S3033-2040-00600	Silicone	6000

Further service aspects



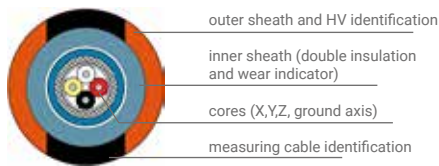
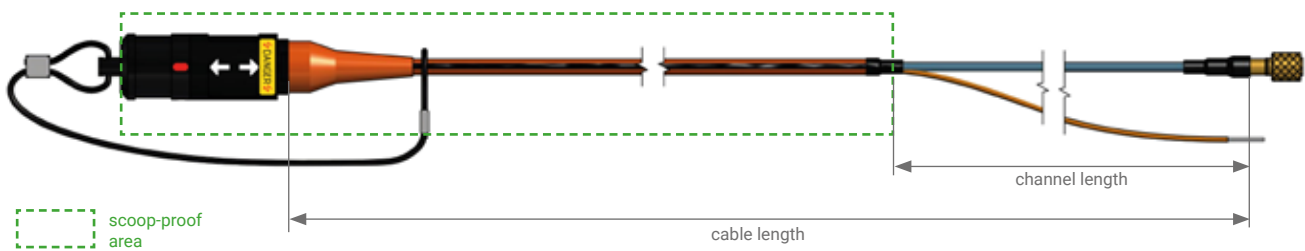
Individual marking by shrinkable sleeve as for example material number or barcode

SAB identification:
item number, batch number

2.1.9 Connection cables for triaxial acceleration sensors

HV connection cable

4-pole ¼ -28 UNF female connector and Lemo Redel connector



Further HV sensors



you will find in our brochure
"E-mobility HV measurement technology"
on our home page www.sab-kabel.de

Application range

HV acceleration measurement together with CSM HV IEPE FL 100 measuring module

Connector

Lemo Redel male connector with orange kink predection sleeve and black predection cap, 8 pole, C coded
1000 V AC tension proof – IP 67
plugged

Tests



Cable test:

via single channel in water bath – 5000 V AC – 5 min – with reference to EN 50264-2-1

sensor test:

routine test of harnessed connector with reference to the new standard for measuring devices 61010-1 as well as VDE indications in our in-house ball bath (testing equipment has been released by VDE). Control of safety to touch towards outside – 3000 V/1 min. AC

issue of HV test certificate with batch number for gapless traceability!

optional: test + repair of already used sensors on request.

Cable data

connection cable:	HV IEPE sensor cable
core insulation:	PFA – red, white, black, yellow
bundle sheath:	PFA – blue acc. to RAL 5015
inner sheath:	PUR – blue acc. to RAL 5024
outer sheath:	PUR
sheath colour:	orange with black longitudinal stripes
stranding:	optimised in layers
outer diameter:	approx. 4,3 mm
dielectric strength:	1000 V AC over second inner sheath
temperature range:	fixed laying: -50/+150 °C flexible application: -40/+150 °C
special characteristics:	scoop-proof* ✓

*please note the marked scoop-proof area!

Sensor connection side

male connector:	4-pin ¼ -28 UNF for the connection to an triaxial IEPE acceleration sensor (also with 4-pin 8-36 UNF and 4-pin M4,5)
Screen:	bundle led out and insulated with shrinkable sleeve
temperature range:	bundle channel: -55°C / +250°C

Configuration examples

item no.	connection cable length [mm]	single channel length		male connector
		channel 1	ground	
T642-062-666	3000	100 mm	200 mm	4-pin ¼ -28 UNF
T642-062-794	6000	100 mm	200 mm	4-pin ¼ -28 UNF
T642-062-635	3000	100 mm	200 mm	4-pin 8-36 UNF

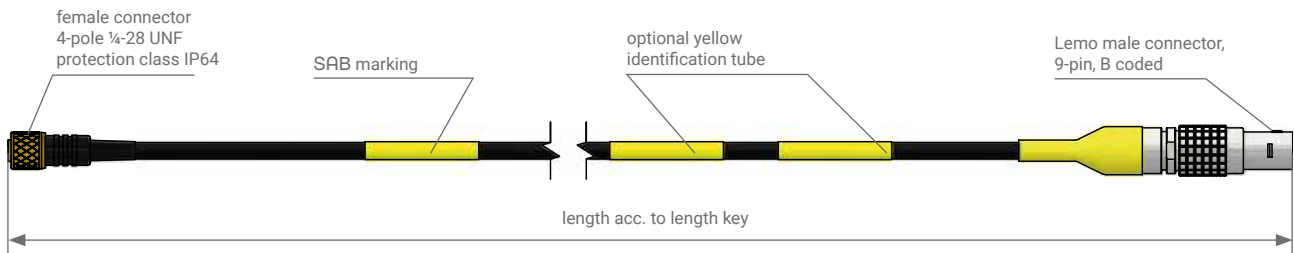
total and channel length can be led out individually.

SAB identification:
item number, batch number

2.2.1 Connection cables for triaxial acceleration sensors

Connection cable

4-pole ¼-28 female connector and Lemo male connector 9-pin, B coded



Application range

sensor connection cable for triaxial acceleration sensors with charge outlet and for example Müller BBM PAK measuring technique

Connector

side 1: 4-pole ¼-28 UNF female connector
side 2: Lemo male connector 9-pin, B coded
**please indicate your sensor type!*

Further service aspects

Individual marking by shrinkable sleeve as for example material number or barcode

Cable data

construction: 3x (1 x 0,20 mm Ø)

insulation: TPFK

outer sheath: TPFK

sheath colour: black

outer diameter: approx. 3,2 mm

operating voltage: max. 375 V

temperature range: -55°C / +250°C

special characteristics: chargeable ✓
resistant to high temperatures ✓

Configuration example

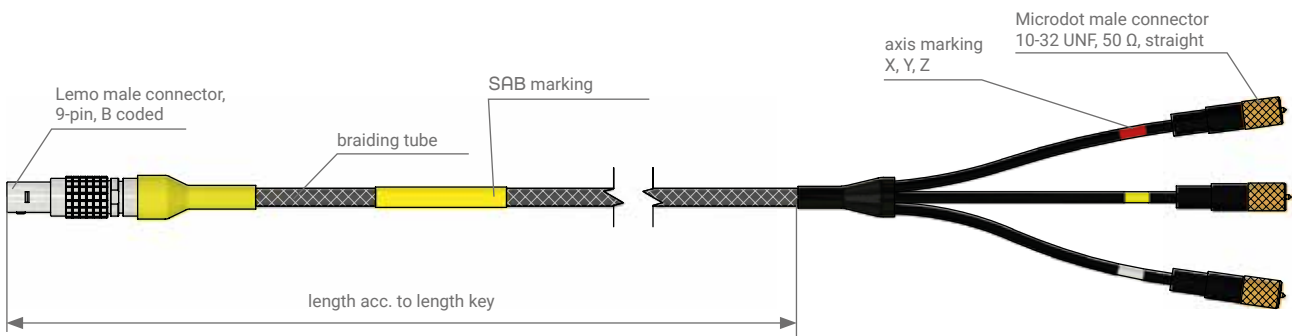
item no.	sheath material	length „L“ [mm]
S3041-1040-00400	TPFK	4000

SAB identification:
item number, batch number

2.2.2 Connection cables for triaxial acceleration sensors

Connection cable

Lemo male connector 9-pin, B coded and 3x Microdot male connector 10-32



Application range

sensor connection cable for triaxial acceleration sensors with charge outlet and for example Müller BBM PAK measuring technique

Connector

side 1: Lemo male connector 9-pin, B coded
side 2: 3x Microdot male connector 10-32 UNF

Cable data

construction:	3 x (1 x 0,20 mm Ø) braiding tube
insulation:	TPFK
outer sheath:	TPFK
sheath colour:	black
outer diameter:	approx. 1,7 mm
operating voltage:	max. 48 V
temperature range:	-55°C / +250°C

special characteristics:	low-noise ✓ chargeable ✓ resistant to high temperatures ✓
--------------------------	---

Configuration example

item no.	sheath material	length „L“ [mm]
S3041-4032-00100	TPFK	1000

SAB identification:
item number, batch number

Further service aspects



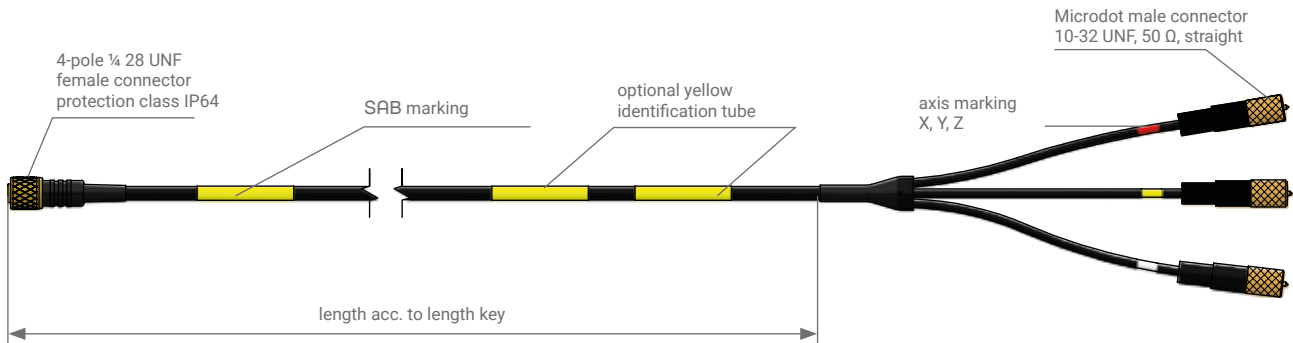
Individual marking by shrinkable sleeve as for example material number or barcode

2.2.3 Connection cables for triaxial acceleration sensors

Connection cable

4-pole ¼ 28 female connector and 3x Microdot male connector 10-32

also possible with Microdot female connector.



Application range

sensor connection cable for triaxial acceleration sensors with charge outlet

Connector

side 1: 4-pole ¼ 28 UNF female connector*
side 2: Microdot male connector 10-32 UNF
*please indicate your sensor type!

Further service aspects

Individual marking by shrinkable sleeve as for example internal material number or barcode

Cable data

construction:	3x (1 x 0,20 mm Ø)
insulation:	TPFK
outer sheath:	TPFK
sheath colour:	black
outer diameter:	approx. 3,2 mm
operating voltage:	max. 375 V
temperature range:	-55°C / +250°C
special characteristics:	chargeable ✓ resistant to high temperatures ✓

Configuration example

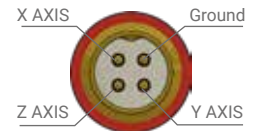
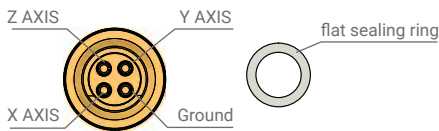
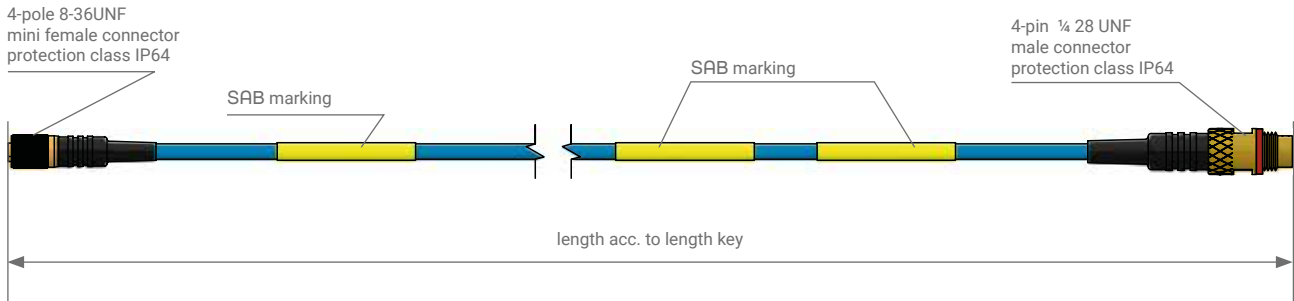
item no.	sheath material	length „L“ [mm]
S3041-1032-00400	TPFK	4000

SAB identification:
item number, batch number

3.1 Adaptation cable, collection cable and connection adapter

Adapter cable

4-pole 8-36 mini female connector and 4-pin ¼ 28 male connector



Application range

Adapter cable for the adaptation of a mini female acceleration sensor (IEPE) with a 4-pin ¼ 28 sensor cable (for example page 2.1.1)

Connector

side 1: 4-pole 8-36UNF mini female connector
side 2: 4-pin ¼ 28 UNF male connector

Cable data

construction:	4 x AWG 34
insulation:	TPFK
outer sheath:	TPFK
sheath colour:	blue
outer diameter:	approx. 2,1 mm
operating voltage:	max. 150 V
temperature range:	-55°C / +250°C
special characteristics:	resistant to high temperatures ✓

Configuration example

item no.	sheath material	length „L“ [mm]
S3061-2011-00030	TPFK	300

SAB identification:
item number, batch number

Further service aspects



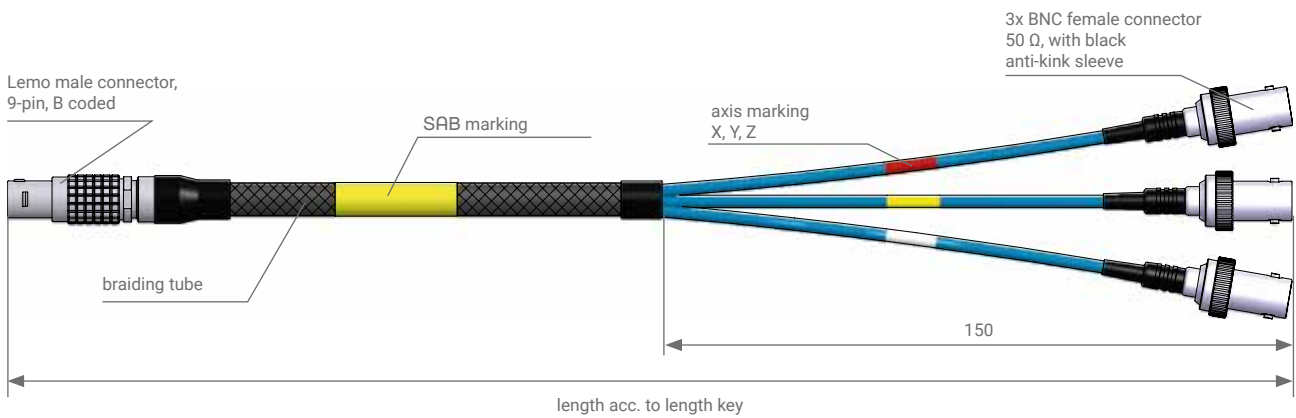
Individual marking by shrinkable sleeve as for example internal material number or barcode

3.2 Adaptation cable, collection cable and connection adapter

Adapter cable

Lemo male connector 9-pin and 3x BNC female connector

also possible with
BNC male connector



Application range

Adapter cable for the adaptation of a sensor cable with 3x BNC male connector to for example Müller BBM measuring technique

Connector

side 1: Lemo male connector 9-pin, B coded
side 2: 3x BNC female connector

Cable data

construction:	3 x (1 x 0,20 mm Ø) braiding tube
insulation:	TPFK
outer sheath:	TPFK
sheath colour:	blue
outer diameter:	approx. 1,7 mm
operating voltage:	max. 375 V
temperature range:	-55°C / +250°C

Configuration example

item no.	sheath material	length „L“ [mm]
S3061-4031-00050	TPFK	500

SAB identification:
item number, batch number

Further service aspects

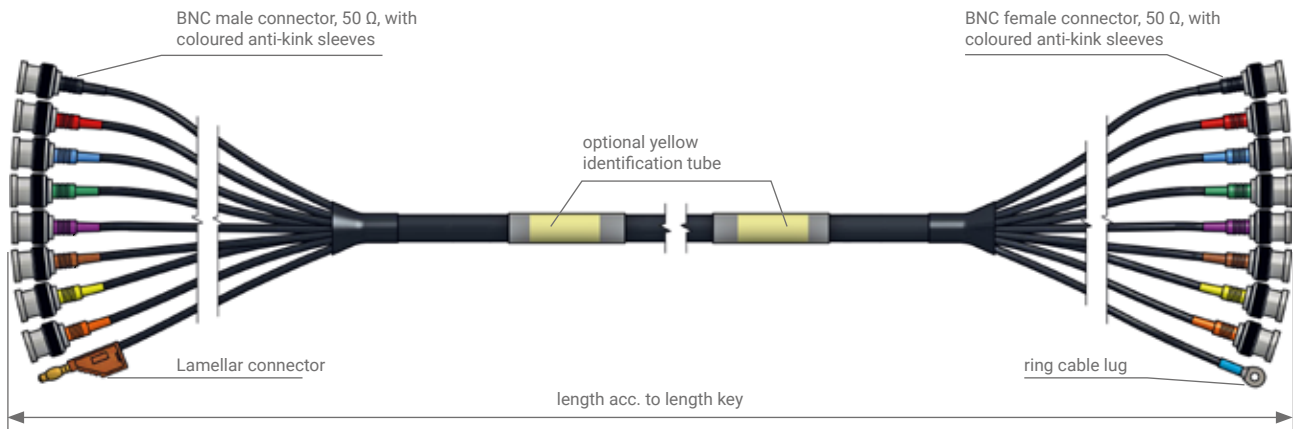


Individual marking by shrinkable sleeve as for example internal material number or barcode

8-fold coax collection cable

8x BNC male connector and 8x BNC female connector

Also possible 16-fold and with BNC female connector.



Application range

collection cable for a structured and proper laying for example at a test bench

Connector

side 1: 8x BNC male connector +

1 Lamellar connector

side 2: 8x BNC female connector +

1 ring cable lug

Cable data

construction: 8 x AWG 26

insulation: TPFK

Inner sheath: TPE

outer sheath: PUR

sheath colour: black

outer diameter: approx. 11,6 mm

operating voltage: max. 900 V

temperature range: -40°C / +90°C (short-time use +125°C 2500h)

special characteristics: mechanically robust ✓

smooth laying ✓

Configuration example

item no.	sheath material	length „L“ [mm]
S3600-4042-00100	PUR	1000

SAB identification:
item number, batch number

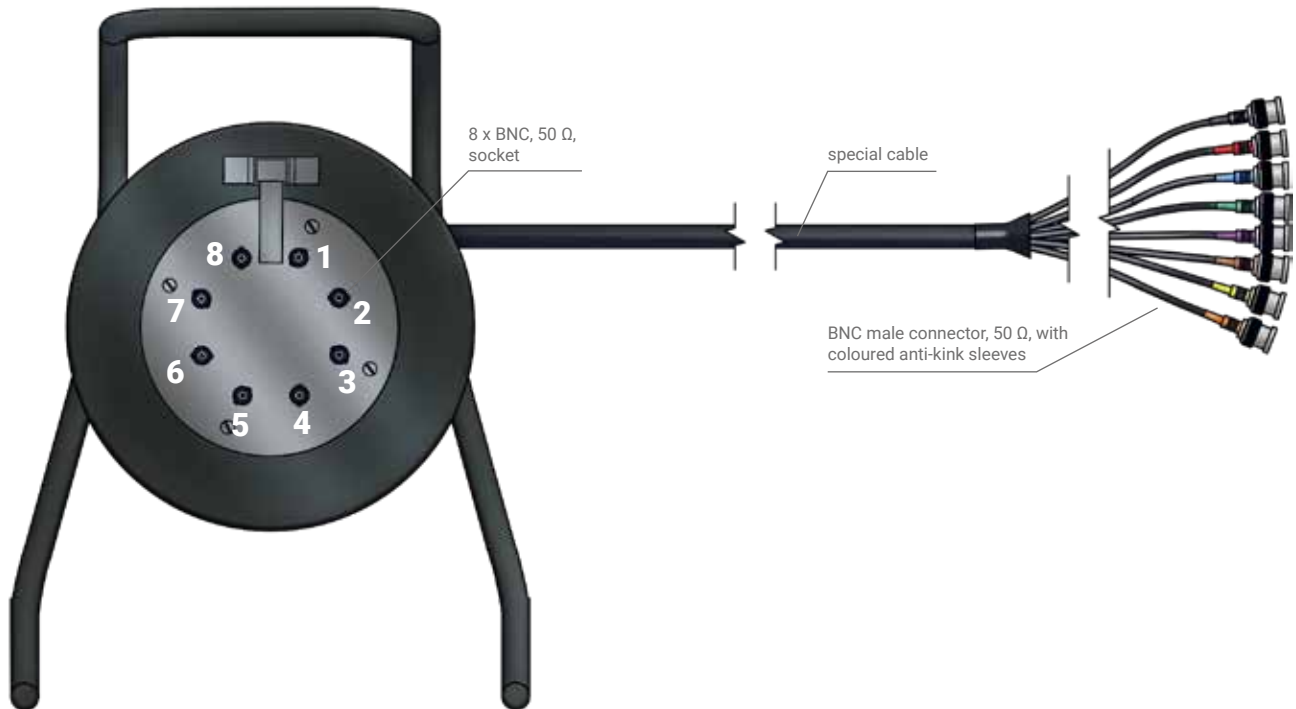
Further service aspects



Individual marking by shrinkable sleeve as for example internal material number or barcode

coax cable drum

with 8x BNC installation socket and a wound up 8-fold collection cable with 8xBNC male connector



Application range

collection cable for a structured and proper laying for example at a test bench

Connector

side 1: cable drum with 8x BNC installation sockets

side 2: 8x BNC male connector

Cable data

construction:	8 x AWG 26
insulation:	TPFK
Inner sheath:	TPE
outer sheath:	PUR
sheath colour:	black
outer diameter:	approx. 11,6 mm
operating voltage:	max. 900 V
temperature range:	-40°C / +90°C (short-time use +125°C 2500h)
special characteristics:	mechanically robust ✓ smooth laying ✓

Configuration example

item no.	sheath material	length „L“ [mm]
S3600-4078-03000	PUR	30000

SAB identification:
item number, batch number


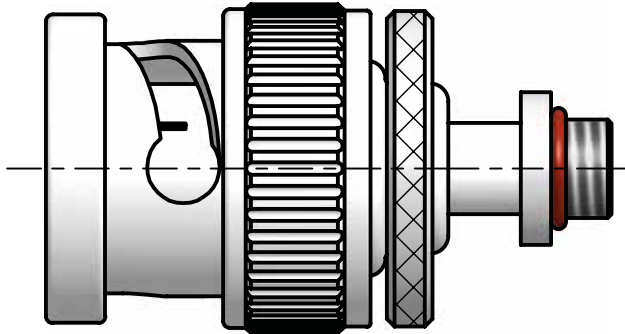
Further service aspects



Individual marking by shrinkable sleeve
as for example internal material number
or barcode

Further adapter types on request.

BNC/Microdot adapter



Application range

adapter / connection element

Connector

side 1: BNC male connector

side 2: Microdot female connector 10-32 UNF


Configuration example

item no.

C020-170-999-000-139

SAB identification:

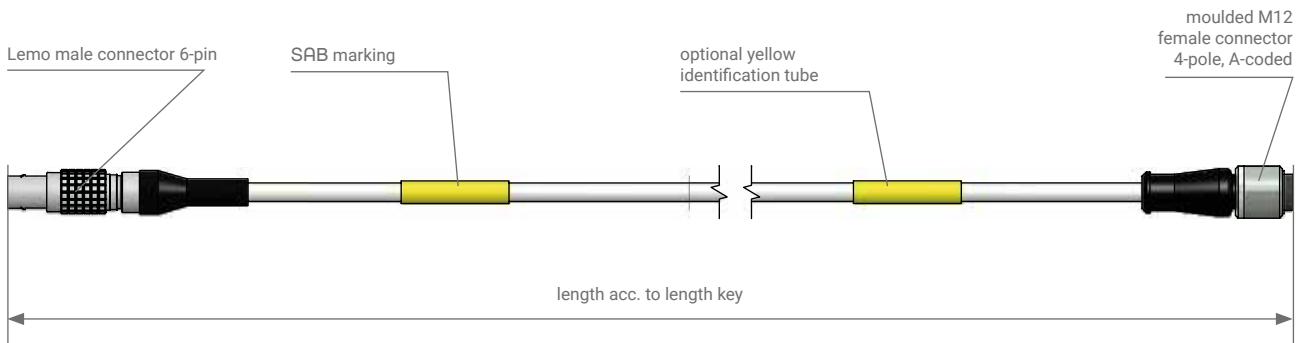
item number, batch number



4.1 Connection cables for further sensors

Connection cable

with Lemo male connector 6-pin + moulded M12 female connector 4-pole (for example pressure sensors)



Application range

sensor cable for the connection to pressure sensors with M12 reception

Connector

side 1: Lemo male connector 6-pin, A coded
side 2: moulded M12 female connector 4-pin, A coded

Cable data

construction:	4 x AWG 22
insulation:	TPFK
outer sheath:	TPFK
sheath colour:	white
outer diameter:	approx. 3,7 mm
operating voltage:	max. 375 V
temperature range:	-40°C / +180°C
special characteristics:	very good oil resistance ✓

Configuration example

item no.	sheath material	length „L“ [mm]
S3833-4641-00300	TPFK	3000

SAB identification:
item number, batch number

Further service aspects

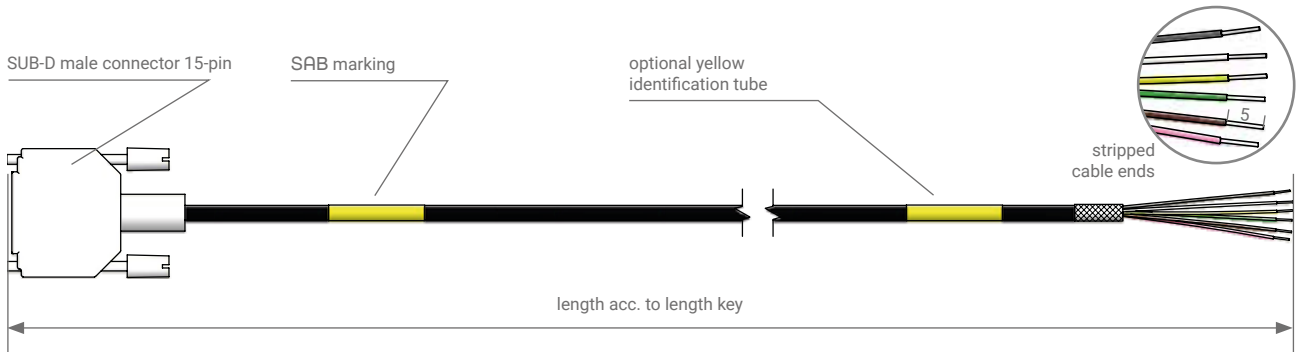


Individual marking by shrinkable sleeve as for example internal material number or barcode

Also possible
with TEDS

Connection cable

with SUB-D male connector and stripped ends (for strain gauges)



Application range

sensor cable for the connection of strain gauges

Connector

side 1: SUB-D male connector 15-pin
side 2: 50 mm stripped ends + 5 mm bare

Cable data

construction:	3 x 2 x 0,14 mm ² (tinned copper strands)
insulation:	TPFK
outer sheath:	PUR
sheath colour:	black
outer diameter:	approx. 4,6 mm
operating voltage:	max. 375 V
temperature range:	-40°C / +90°C (+125°C 2500h)
wire circuit of strain gauge:	whether quarter, half of full bridge application – we respect your requirements.

Configuration example

item no.	sheath material	length „L“ [mm]
S3833-4419-00250	PUR	2500

SAB identification:
item number, batch number

Further service aspects

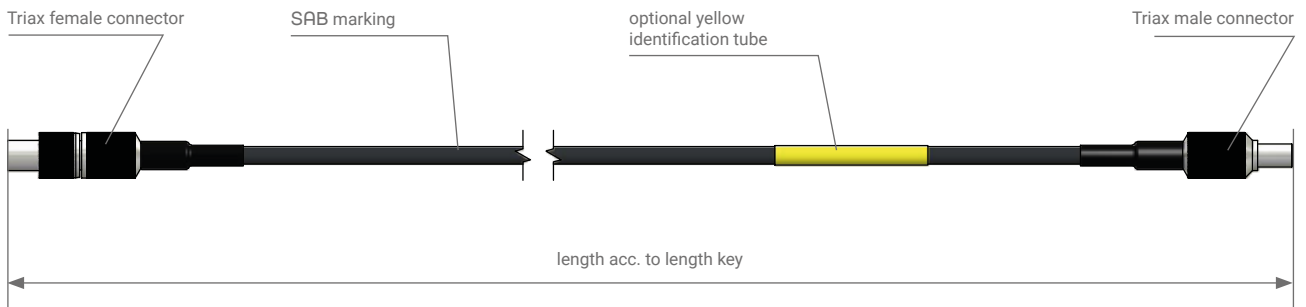


Individual marking by shrinkable sleeve as for example internal material number or barcode

4.3 Connection cables for further sensors

Extension cable

with Triax male and female connector on both sides (engine indexing)



Application range

extension cable for the connection of Piezo pressure sensors at the charge amplifier for engine indexing

Connector

side 1: Triax female connector

side 2: Triax male connector

Cable data

construction:	1 x 0,055 mm ²
insulation:	TPFK
inner sheath:	TPFK
outer sheath:	PUR
sheath colour:	black
outer diameter:	approx. 3,4 mm
operating voltage:	max. 350 V
temperature range:	-40°C / +90°C (+125°C 2500h)
special characteristics:	double screening ✓

Configuration example

item no.	sheath material	length „L“ [mm]
S3600-4100-00100	PUR	1000

SAB identification:
item number, batch number

Further service aspects

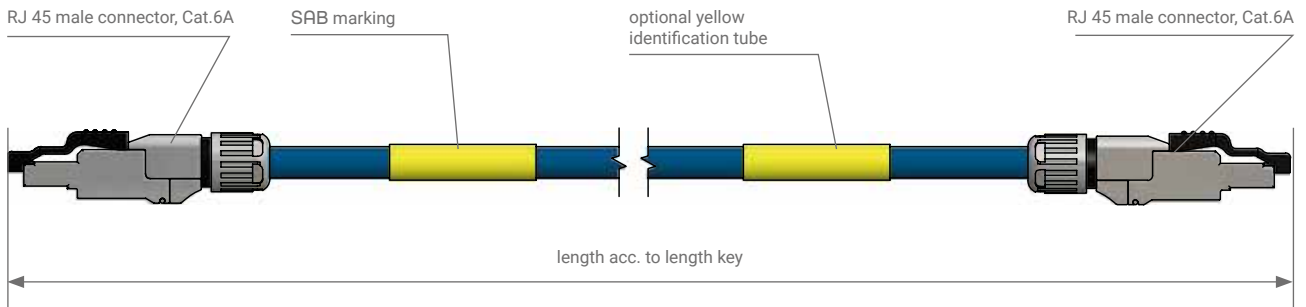


Individual marking by shrinkable sleeve as for example internal material number or barcode

4.4 Connection cables for further sensors

Patch cable CAT6A

with RJ 45 male connectors on both sides



Application range

PC connection element

Connector

side 1: RJ 45 male connector, heavy load, CAT6A
side 2: RJ 45 male connector, heavy load, CAT6A

Cable data

construction:	4 x 2 x AWG26
insulation:	TPFK
outer sheath:	PUR
sheath colour:	blue
outer diameter:	approx. 6,1 mm
operating voltage:	max. 90 V
temperature range:	-40°C / +125°C (+150°C 3000h)
special characteristics:	<p>male connector:</p> <p>mechanically robust ✓</p> <p>cold resistant ✓</p>

Configuration example



item no.	sheath material	length „L“ [mm]
S1631-4017-00100	PUR	1000

SAB identification:
item number, batch number

Further service aspects



Individual marking by shrinkable sleeve
as for example internal material number
or barcode



SAB Bröckskes GmbH & Co. KG
Grefrather Str. 204 - 212 b | 41749 Viersen | GERMANY
Tel.: +49/2162/898-0 | Fax: +49/2162/898-101
www.sab-cable.com | info@sab-cable.com